

CARLOW CONCRETE TANKS

DRAWING TITLE:
 STANDARD 2500 GALLON
 (11.36m³) CONCRETE TANK
 GENERAL LAYOUT
 SHEET 1 OF 1

Drawn By: P.Walsh

Date: 17/08/2011

Revision: B

STANDARD DESIGN LOADS:

LID:

IMPOSED LOAD: 10 kN/m² UDL OR 5,850 kg WHEEL LOAD
 DEAD LOAD: UP TO 2m OVERBURDEN

HEAVY DUTY OR CUSTOM LIDS CAN BE MANUFACTURED FOR MORE ONEROUS APPLICATIONS.

TANK:

IMPOSED SURCHARGE: 10 kN/m² UDL (HA LOADING EQUIVALENT TO BS 5400-2)

NOTE: VERY LARGE POINT LOADS SUCH AS THOSE FROM CRANE OUTRIGGERS SHOULD BE AVOIDED IN THE IMMEDIATE VICINITY OF THE TANK

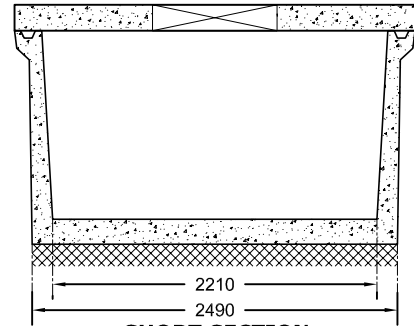
STANDARD ACCESS OPENING SIZES:

- 1400mm x 850mm
- 900mm x 600mm
- 600mm x 600mm


NON STANDARD SIZES ARE AVAILABLE ON REQUEST

STANDARD UNIT WEIGHTS:

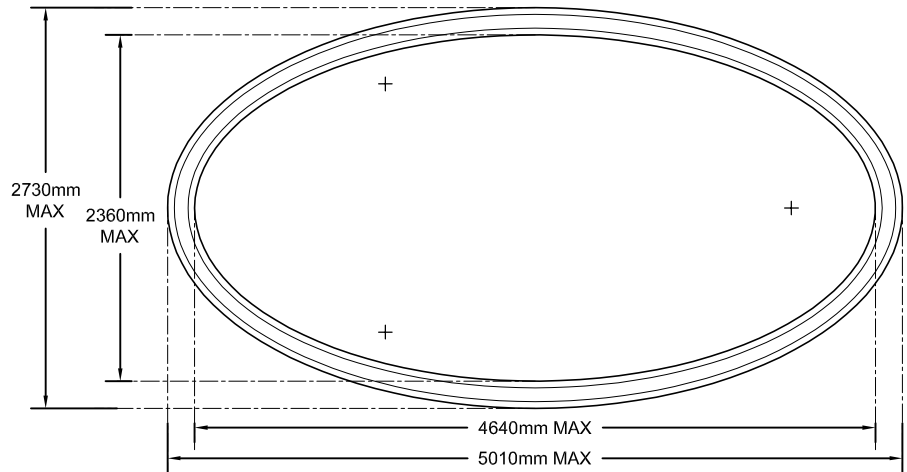
- BASE UNIT: 8.75 tonnes
- ROOF UNIT: 4.80 tonnes



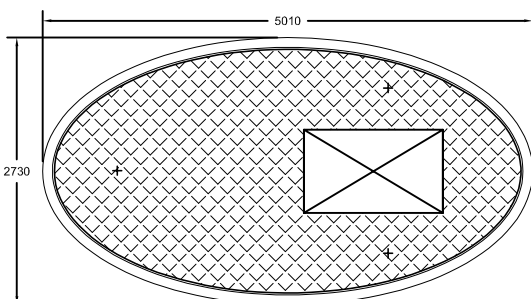
SHORT SECTION
 SCALE: 1:50



LONG SECTION
 SCALE: 1:50



PLAN VIEW @ JOINT LEVEL
 SCALE: 1:50



ROOF PLAN
 SCALE: 1:75